



KOAMTAC Fundamentals

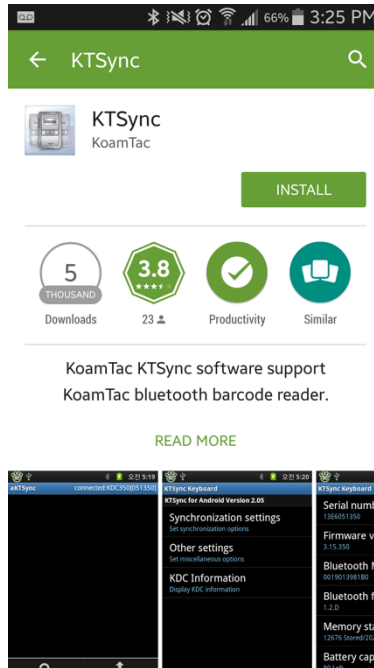
Enabling Soft Keyboard for Android

KOAMTAC Fundamentals

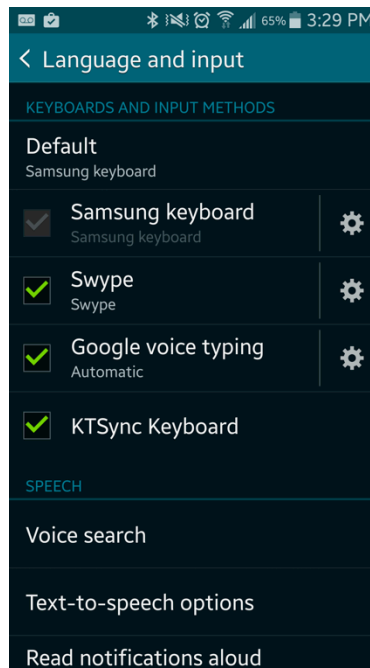
Enabling Soft Keyboard for Android

When the KDC is connected in HID Normal mode the soft keyboard on your Android device may be hidden. In order to make the soft keyboard visible, you must first download the KTSync application from the Google Play Store

Search the term "KTSync" in the Google Play Store. Download & Install.



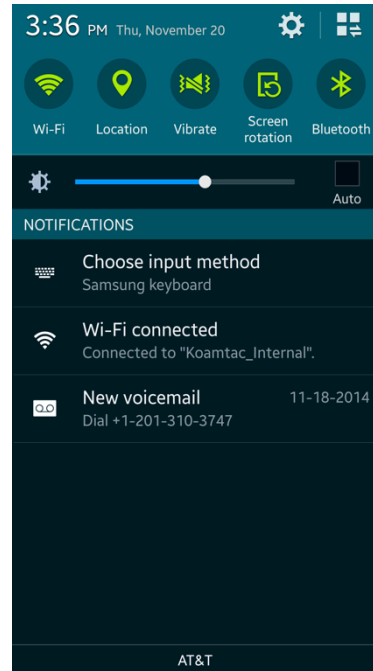
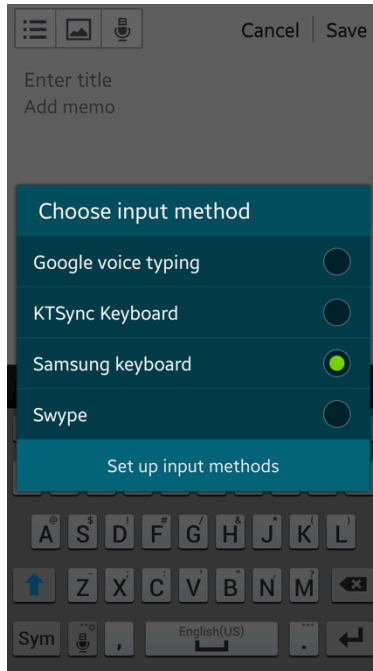
On your Android device, go to settings>language and input. Select the KTSync Keyboard check box. This will enable the KTSync keyboard and allow it to run in the background as a keyboard input (this will not change the default keyboard)



KOAMTAC Fundamentals

Enabling Soft Keyboard for Android

Choose Input Method and find your device's keyboard and select.



Properly test your KDC & Android soft keyboard by scanning into an open text field. You are now able to input data while the soft keyboard is visible.

